

**TORO**

**TITAN® HD ZERO TURN MOWERS**



**NEW RANGE!**

**Tackle  
your  
toughest  
JOBS.**

ALL-NEW TITAN® HD SERIES

# DURABILITY. PRODUCTIVITY. VERSATILITY.

The TITAN® HD Series mowers deliver durability, professional results and performance at an outstanding value. Tackle your toughest jobs, on or off the mower, with the all new tool-mounting capability, bringing unmatched utility and productivity right to your fingertips. Available in 48", 52" and 60" cutting widths.

## TECHNOLOGY & KEY FEATURES

### MyRIDE® SUSPENSION

The new MyRIDE® suspended operator platform allows for 3.0" of travel, isolating bumps and vibrations from the operator. Rear shock ride settings are easily and quickly adjusted to account for personal ride preference, without the use of tools.



### COMMERCIAL-GRADE ENGINES

Powered by commercial-grade engines from Toro®. Provides optimal performance and reliability. Heavy-duty canister style air filtration system protects the engine from contaminants and prolongs product life.



Quick Carry System

### HEIGHT OF CUT ADJUSTMENT

Change the deck height quickly and easily with an intuitively designed panel.



Trimmer Mount\*



Universal Tool Mount\*



Bucket Mount\*

### TURBO FORCE® CUTTING DECKS

TITAN HD features side discharge cutting decks. Toro's patented TURBO FORCE® decks are constructed to handle rugged terrain delivering the ultimate in cutting performance and durability. Nothing cuts as well as TURBO FORCE.

### COMMERCIAL-GRADE DURABILITY

From the durable 7/10-gauge high-strength steel TURBO FORCE® cutting deck, to the rugged 2" x 3" tubular frame and commercial-grade hydraulics, the TITAN HD zero turn mowers are built to last.

### COMMERCIAL-GRADE HYDRAULICS

The integrated pump and wheel motor uses proven commercial hydraulic components while eliminating hoses and other potential leak points. You'll get a smoother, faster response while enjoying an even more reliable machine.


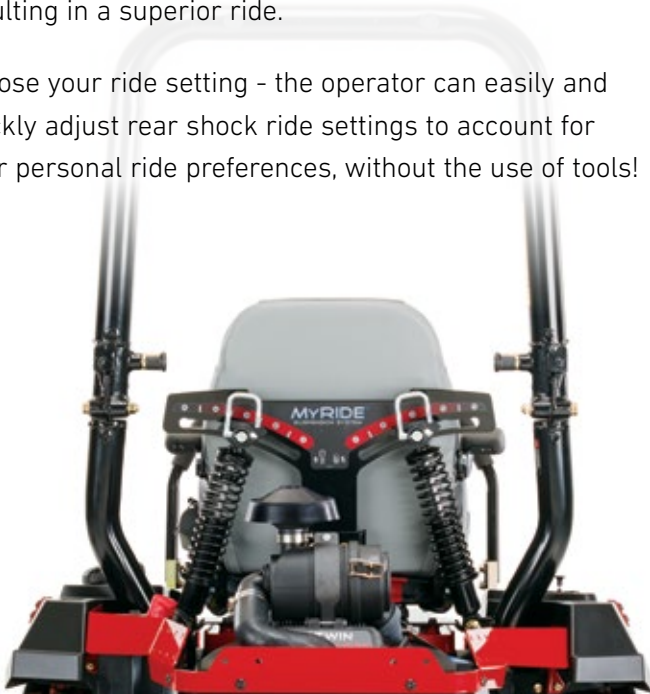
\* Optional accessories available to improve the utility and productivity of the Titan® HD Series

NOW WITH TORO® MyRIDE™ SUSPENSION SYSTEM




MyRIDE™ for maximum comfort - the suspended operator platform allows for 3" of travel and reduces impacts, bumps and vibrations that reach the operator, resulting in a superior ride.


Choose your ride setting - the operator can easily and quickly adjust rear shock ride settings to account for their personal ride preferences, without the use of tools!




**THREE COIL-OVER-SHOCK ABSORBER ASSEMBLIES** suspend the operator platform for cushioning you'll appreciate in your feet, knees and back — all without sacrificing quality of cut like other suspension systems.



**THE SUSPENSION SYSTEM** controls the motion of the operator platform, providing a smoother ride than a standard suspension seat.



**ADJUSTABLE REAR SHOCK ABSORBERS** let you quickly and easily choose your own personalised comfort setting from soft to firm.



**THE DELUXE, THICKLY PADDED SEAT** and rubber floor mat enhance ride comfort.

ACCESSORIES

Customise your Titan® HD with these accessories



19 Litre Bucket with Toro Logo



'Triple Threat' Utility Kit

Includes Bucket Holder Kit, Universal Mount and Trimmer Mount



Bucket Holder Kit and Trash Picker Mount



Heavy-Duty Bagging Kit\* Blower/Completing Kit

\* Heavy-Duty Bagging Kit requires Completion Kit



Deck Maintenance Jack




Seat Cover




Hitch Cover



Universal Mount Kit



Trimmer Mount Kit



Recycler® Kit



Maintenance Kits



Trash Bag



MVP Kit

## Titan® HD

2000 Series 48"  
744652000 Series 52"  
744662000 Series 60"  
74467

## POWER SYSTEM

Engine**	24.5 hp (18.3 kW) Toro® V-Twin Cylinder 708 cc		
Engine Guard	Standard		
Starter	Electronic Keystart		
Drive System	Dual Hydrostatic Hydro-Gear® ZT3100		
Fuel Capacity	26.4 litres		
Ground Speed (Maximum)	14.4 km/h		
Tyres (Rear)	58.4 cm x 24.1 cm		58.4 cm x 26.7 cm
Tyres (Front)	33 cm x 16.5 cm		
Digital Hour Meter	Standard		

## MOWING DECKS

Cutting Width	48 inch (121.9 cm)	52 inch (132.1 cm)	60 inch (152.4 cm)
Deck Material	TURBO FORCE® 7/10-gauge high-strength steel with bull-nose bumper		
Deck Depth	12.7 cm		
Deck Mount	Deck suspended from the frame by heavy-duty chains. Deck front pivot panel prevents deck sway.		
Deck Spindles	Three 20.3 cm dia. die cast aluminium spindle housing with permanently lubricated ball bearings and 2.5 cm spindle shafts.		
Discharge Deflector	Moulded rubber		
Height of Cut	3.8 cm – 12.7 cm in 0.64 cm increments, 15 positions		
Blade Tip Speed**	18,500 ft/min @ 3400 RPM		
Anti-Scalp Rollers	Standard		
Foot Assist HOC	Standard		
Frame Gauge	11-gauge		
Recycler Kit	Optional		
Washout Port	Standard		

## USER-FRIENDLY FEATURES

Seat	MyRIDE® suspension system deluxe seat with large bolsters and thick cushion		
Steering Levers/Control	Dual, wrap-around control levers with heavy-duty dampeners		
Turning Radius	Zero radius turn (ZTR)		
Adjustable Armrests	Standard		
Floor Mat	Standard		
Hitch Kit	Standard		
ROPS	No-tools folding		
Dimensions			
Overall Length	208.3 cm (ROPS up)	208.3 cm (ROPS up)	208.3 cm (ROPS up)
Overall Width	160.3 cm (deflector down)	170.7 cm (deflector down)	191 cm (deflector down)
Overall Height	179.1 cm (ROPS Up)	179.1 cm (ROPS Up)	179.1 cm (ROPS Up)
Weight	421.4 kg	432.7 kg	444.5 kg
Warranty*	4 years / 750 hours limited		

DURABILITY.  
PRODUCTIVITY.  
VERSATILITY.

30032018/IND-C0182  
03-2018

Products depicted in this literature are for demonstration purposes only. Actual products offered for sale may vary in use, design, required attachments and safety features. We reserve the right to improve our products and make changes in specifications, designs, and standard equipment without notice and without incurring obligation. The gross horsepower of this engine have been laboratory rated by the engine manufacturer. As configured to meet safety, emission and operating requirements, the actual engine horsepower on this class may be significantly lower.

Many of the products you will find in certified Toro dealers' stores come with a warranty or guarantee from The Toro Company. In addition, our goods come with guarantees that cannot be excluded under the Australian Consumer Law. You are entitled to a replacement or refund for a major failure and for compensation for any other reasonably foreseeable loss or damage. You are also entitled to have the goods repaired or replaced if the goods fail to be of acceptable quality and the failure does not amount to a major failure. Full details of your consumer rights may be found at [www.consumerlaw.gov.au](http://www.consumerlaw.gov.au)

\*See your certified Toro dealers for details on all of our warranties.